



RELIABILITY BUILT IN™

# Foodservice Condensed Catalog 食品餐饮设备行业产品手册

iLine  
by 

THE  
utilityline





RELIABILITY BUILT IN™

# DECK MOUNTED FAUCETS 台式龙头

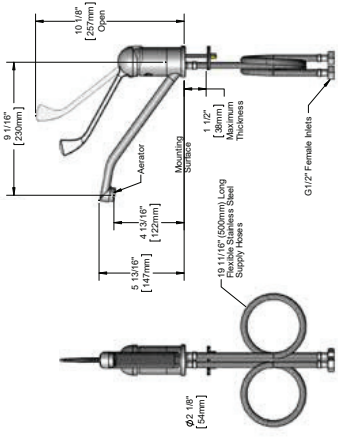
## 目录 Content

• Deck Mount Faucet 台式龙头	1
• Submarine Mount Faucet 下潜式龙头	2
• Pre-Rinse Unit 预冲洗花洒装置	3
• Mini Pre-Rinse Unit 迷你预冲洗花洒装置	3
• Wok Faucet 炉灶龙头	4
• Glass Rinser 洗杯器	4
• Sensor Faucet 感应龙头	5
• Foot Pedal Valve & Knee Pedal Valve 脚踏阀 & 膝顶阀	5
• Sill Faucet 清洁龙头	5



### EA-1DF09-LH Deck Mount Faucet 台式龙头

- Long single lever handle faucet with swing nozzle
- Deck mounting hole ID: 38mm
- 单柄摆动式水嘴龙头
- 台面开孔直径: 38mm

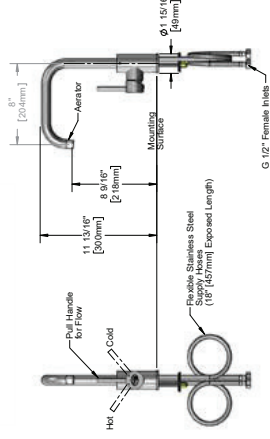


EA-1DF09-LH-F15 Aerator 1.5GPM 起泡器流量5.7LPM



### EA-1DF08-300 Deck Mount Single Lever Pot Filler Faucet 台式、单柄沥汤水龙头

- Single deck mount high rise faucet with swivel nozzle
- Deck mounting hole ID: 38mm
- 单柄沥汤式水嘴龙头
- 台面开孔直径: 38mm

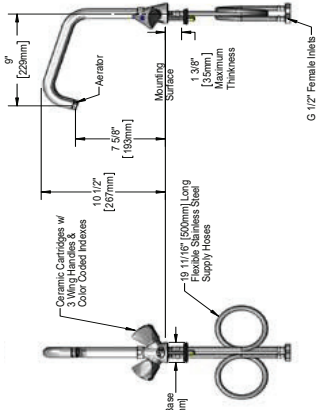


### EA-1DF08-500 Deck Mount Single Lever Pot Filler Faucet 台式、单柄沥汤水龙头

- Same as EA-1DF08-300 except faucet is 18-11/16" (475 mm) height and 371 mm (14-9/16") clearance
- Deck mounting hole ID: 38mm
- 跟 EA-1DF08-300 相同, 除高度为 18-11/16" (475 mm) 和台面到出水嘴的距离为 371mm (14-9/16")
- 台面开孔直径: 38mm

### EA-2DF09 Deck Mount Double Spindle Pot Filler Faucet 台式、冷热沥汤水龙头

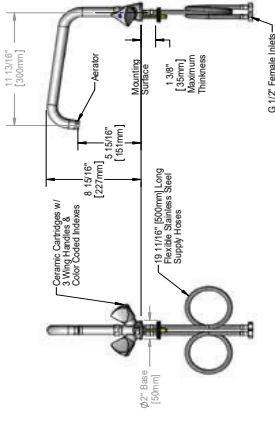
- 3-wing handle faucet with swivel nozzle and aerator
- Deck mounting hole ID: 38mm
- 三角翼型把手配备摆动水嘴及起泡器
- 台面开孔直径: 38mm



## DECK MOUNTED FAUCETS 台式龙头

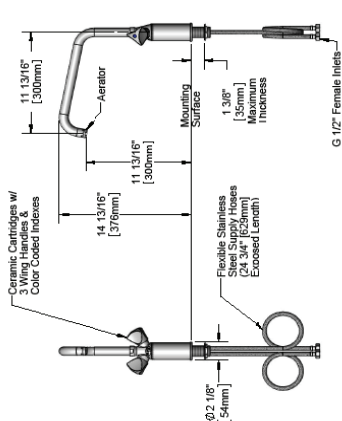
### EA-2DF12-150 Deck Mount Faucet 台式龙头

- Same as EA-2DF12 except with 151 mm (5-15/16") clearance and 227mm (8-15/16") height
- Deck mounting hole ID: 38mm
- 同EA-2DF12一样除了台面到出水嘴的距离为151mm (5-15/16") 和高度227mm (8-15/16")
- 台面开孔直径: 38mm



### EA-2DF12-300 Deck Mount Faucet 台式龙头

- Same as EA-2DF12 except with 300 mm (11-13/16") clearance and 376mm (14-13/16") height
- Deck mounting hole ID: 38mm
- 同EA-2DF12一样除了台面到出水嘴的距离为300mm (11-13/16") 和高度376mm (14-13/16")
- 台面开孔直径: 38mm



### EA-6WF08-LH Single Lever Wall Mount Submarine Faucet 单柄墙式下潜式水龙头

- 203 mm (8") swing nozzle and long handle
- Wall mounting hole ID: 25mmx2, Clearance 149mm
- 203 mm (8")长的摆动式水嘴和长手柄
- 背面或防溅板开孔直径: 25mmx2, 两孔间距149mm

### EA-6WF08 Single Lever Wall Mount Submarine Faucet 单柄墙式下潜式水龙头

- Same as EA-6WF08-LH except with a short single lever handle
- Wall mounting hole ID: 25mmx2, Clearance 149mm
- 同EA-6WF08-LH, 仅手柄为短单柄
- 背面或防溅板开孔直径: 25mmx2, 两孔间距149mm



## PRE-RINSE UNITS/WOK FAUCET 预冲洗花洒装置/炉灶龙头

### EX-1DP00-H Pre-Rinse Unit 预冲洗花洒装置

- Single lever deck mount pre-rinse
- 4.5 GPM high flow spray valve
- 6" wall bracket
- 39-1/8" (992 mm) height
- Deck mounting hole ID: 38 mm
- 单柄台式潜水预冲洗花洒
- 4.5GPM高流量喷嘴
- 6" 墙壁支架
- 总高992mm
- 开孔尺寸38mm



### EX-1DP12-H Pre-Rinse Unit 预冲洗花洒装置

- Same with EX-1DP00-H, except with 12" (305 mm) add-on faucet
- 41-3/8" (1050 mm) height
- 与EX-1DMP00-H相同, 除使用305mm附加龙头
- 总高1050mm



### EX-6WP12-H Pre-Rinse Unit 预冲洗花洒装置

- Single lever wall mount mixing pre-rinse
- 12" (305 mm) add-on faucet
- 4.5 GPM high flow spray valve
- 6" (152 mm) wall bracket
- 40-1/8" (1020 mm)
- Wall mounting hole ID: 25 mm x 2
- Ideal for water bar, chain store cleaning area with limited space
- 单柄墙出潜水预冲洗花洒
- 12" (305mm)附加龙头
- 4.5 GPM高流量喷嘴
- 6" (152mm)墙壁支架
- 总高1020mm
- 开孔尺寸25mm x 2
- 全流量起泡器



### EX-1DMP06-H Mini Pre-Rinse Unit 迷你预冲洗花洒装置

- Single hole deck mount mixing mini pre-rinse
- 6" (152 mm) add-on faucet
- 4.5 GPM high flow spray valve
- 6" wall bracket
- 24-5/8" (625 mm) height
- Deck mounting hole ID: 38 mm
- Ideal for water bar, chain store cleaning area with limited space
- 单孔台式潜水预冲洗花洒
- 6" (152 mm)附加龙头
- 4.5GPM高流量喷嘴
- 6" 墙壁支架
- 总高625mm
- 开孔尺寸38mm
- 适用于水吧、空间狭小的连锁店清洗区域



### EX-1DMP08-H Mini Pre-Rinse Unit 迷你预冲洗花洒装置

- Same with EX-1DMP06-H, except with 8" (203 mm) add-on faucet
- 24-5/8" (625 mm) height
- 与EX-1DMP06-H相同, 除使用203mm附加龙头
- 总高625mm





**EX-1WVWF10**  
Wok Faucet  
炉灶龙头

- Single temperature wall mount faucet with swivel gooseneck
- ON/OFF by swinging nozzle
- 单温墙出龙头
- 10" (254mm) 推动水嘴
- 摇摆即可开关



• <b>EX-1WVWF08</b>	8" (203 mm) nozzle 8" (203 mm)水嘴
• <b>EX-1WVWF12</b>	12" (305 mm) nozzle 12" (305 mm)水嘴
• <b>EX-1WVWF14</b>	14" (356 mm) nozzle 14" (356 mm)水嘴

**EX-RINSER-1**  
Glass Rinser  
洗杯器

- Small size glass rinser
- Apply to coffee bar
- Quickly wash milk cylinders, latte cups, shakers etc.
- Can use as a set with glass filler
- Sustain 500,000 life-cycle test
- 小号洗杯器
- 适用于咖啡吧台
- 可快速冲洗奶缸、拉花缸、雪克杯等
- 可配合推杯龙头使用
- 可承受500,000次的寿命测试



**EX-RINSER-2**  
Glass Rinser  
洗杯器

- Middle size glass rinser
- 中号洗杯器



**EX-RINSER-3**  
Glass Rinser  
洗杯器

- Large size glass rinser
- Feature with a drop pan
- 大号洗杯器
- 带有滴水盘



**EX-RINSER-SV13**  
Spray Head  
喷头

- Spray head for EX-RINSER-1 & EX-RINSER-2
- 洗杯器喷头, 用于EX-RINSER-1和EX-RINSER-2



**EX-RINSER-SV06**  
Spray Head  
喷头

- Spray head for EX-RINSER-3
- 洗杯器喷头, 用于EX-RINSER-3



**EX-RINSER-SV06S**  
Spray Bracket  
喷头座

- Star bracket replacement part for EX-RINSERS
- 洗杯器喷头座, 用于所有洗杯器



**CEF-1DS**  
Sensor Faucet  
感应龙头

- Single hole deck mount sensor faucet with VR 2.2 GPM aerator
- Water-resistant control module
- AC/DC transformer
- Mechanical mixing valve
- 单孔台出感应龙头
- 防破坏2.2GPM(8.3LPM)起泡器
- 防水控制盒
- 交流两用
- 手动混水阀



Same as CEF-1DS, except with 0.5 GPM non-aerated spray device  
与CEF-1DS相同, 除带有0.5 GPM(1.89LPM)不起泡出水装置

Same as CEF-1DS, except without mixing valve  
与CEF-1DS相同, 除此款为单温款, 无混水阀

Same as CEF-1DS-ST, except with 0.5 GPM non-aerated spray device  
与CEF-1DS-ST相同, 除带有0.5 GPM(1.89LPM)不起泡出水装置

Temperature range: 1-55°C  
使用温度范围: 1-55°C

**CEF-4DS**  
Sensor Faucet  
感应龙头

- Single hole deck mount sensor faucet with deck plate
- VR 2.2 GPM aerator
- Water-resistant control module
- AC/DC transformer
- Mechanical mixing valve
- 单孔台出感应龙头, 配有台板
- 防破坏2.2GPM(8.3LPM)起泡器
- 防水控制盒
- 交流两用
- 手动混水阀



Same as CEF-4DS, except with 0.5 GPM non-aerated spray device  
与CEF-4DS相同, 除带有0.5 GPM(1.89LPM)不起泡出水装置

Same as CEF-4DS, except without mixing valve  
与CEF-4DS相同, 除此款为单温款, 无混水阀

Temperature range: 1-55°C  
使用温度范围: 1-55°C

**CEF-1DG**  
Sensor Faucet  
感应龙头

- Single hole deck mount sensor faucet with swivel gooseneck
- VR 2.2 GPM aerator
- Water-resistant control module
- AC/DC transformer
- Mechanical mixing valve
- 单孔台出感应龙头, 配有旋转式鹅颈
- 防破坏2.2GPM(8.3LPM)起泡器
- 防水控制盒
- 交流两用
- 手动混水阀



Same as CEF-1DG, except with 0.5 GPM non-aerated spray device  
与CEF-1DG相同, 除带有0.5 GPM(1.89LPM)不起泡出水装置

Same as CEF-1DG, except without mixing valve  
与CEF-1DG相同, 除此款为单温款, 无混水阀

Temperature range: 1-55°C  
使用温度范围: 1-55°C

**EX-SFPV**  
Foot Pedal Valve  
脚踏阀

- Single foot pedal valve
- 1/2" NPT inlet & outlet
- Match with B-0520 gooseneck spout
- 单温脚踏阀
- 1/2" NPT进出口
- 可以搭配B-0520鹅颈管



**EX-SKPV**  
Knee Pedal Valve  
膝型踏板阀

- Single knee pedal valve
- 1/2" NPT female inlet & outlet
- Match with B-0520 gooseneck spout
- 单膝型踏板阀
- 1/2" NPT内螺纹进出口
- 可以搭配B-0520鹅颈管

**EX-1WSF-A**  
Single Hole Wall Mount Sill Faucet  
单温墙出清洁龙头

- Single temperature wall mount
- Loose key stop and T-handle
- Ø16mm quick disconnect plug
- 1/2" NPT Female inlet
- 单温墙出龙头
- 可拆式防溢键匙开关, T字手柄
- Ø16mm的内螺纹连接头
- 1/2" NPT内螺纹进水口

